

SAB Report 2023

Annex

Directors at the Institute

	Appointment
Prof. Dr. Dr. Thomas Braun (*14.06.1961) appointed as director for the Dept. of Cardiac Development and Remodeling Retirement: 2028	07/2004
Prof. Dr. Werner Seeger (*06.11.1953) appointed as director for the Dept. of Lung Development and Remodeling. Retirement: 30.03.2024	08/2007
Prof. Dr. Stefan Offermanns (*28.03.1964) appointed as director for the Dept. of Pharmacology Retirement: 2031	01/2008
Prof. Dr. Didier Stainier (*31.10.1963) appointed as director fo the Dept. of Developmental Genetics Retirement: 2030	10/2011

Research Groups (PI)

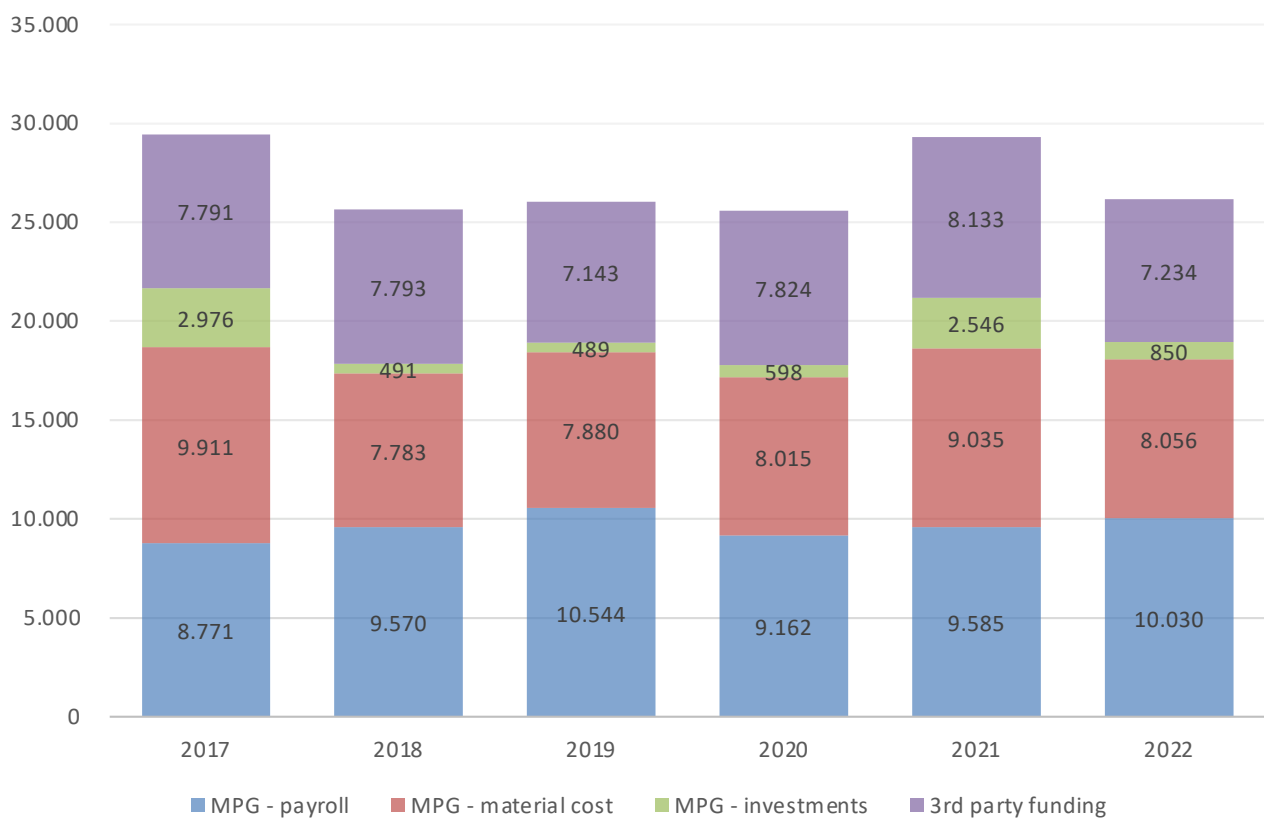
Name	Status	Contract Duration	Sponsoring
Prof. Dr. Wettschureck, Nina	PI (W 2)	16.08.2015 unlimited	Goethe University Frankfurt/Main
Dr. Gu, Lei	PI (E 15)	23.04.2021 – 31.12.2026	CPI
Dr. Dierickx, Pieterjan	PI (E 15)	01.05.2022 - 31.12.2027	CPI

Institute Budget

Trend in revenue - institutional funding / own revenue
3rd party funds

Scientific Advisory Board Budget	2017	2018	2019	2020	2021	2022
Total personnel cost	7.241.472	8.017.650	8.736.584	7.538.790	8.065.816	8.556.987
Total material costs	7.581.430	7.513.870	7.159.785	6.808.277	7.559.086	7.599.507
Funds for the support of Junior Scientists	805.255	741.585	820.150	793.856	844.989	953.096
Investment funds	1.495.221	192.104	414.728	252.551	927.530	487.396
Core Budget/Supplement	17.123.379	16.465.209	17.131.248	15.393.473	17.397.421	17.596.985
Basic equipment FA 05	0	0	0	84.447	22.027	0
Major equipment (G.GRO) FA 01	1.028.720	0	0	0	1.331.929	356.253
BAR (G.BAR) FA 02	333.029	297.241	63.225	260.870	264.037	6.250
Major equipment (G.GRO) FA 07	107.540	0	0	0	0	0
Control center funds	1.469.290	297.241	63.225	345.317	1.617.993	362.503
IMPRS / Schools	365.435	401.398	462.835	364.843	492.236	530.623
Individual project Junior Research Gr	256.361	277.134	223.939	168.967	109.141	56.781
Collaboration with other countries	486.161	350.410	524.884	456.780	306.615	4.180
Other projects	1.936.261	50.013	513.248	1.011.885	1.240.968	346.680
MPG Projects	3.044.217	1.078.955	1.724.907	2.002.474	2.148.961	938.264
Special Financing	0	0	0	0	0	0
Federal government	1.485.532	1.460.483	1.358.561	1.353.928	1.456.022	1.695.413
Federal states	675.453	331.132	289.884	195.159	198.492	253.981
EU	758.641	625.635	790.049	945.800	948.892	417.824
DFG (German Research Foundation)	2.897.431	3.279.142	2.571.274	3.352.507	3.572.785	3.313.329
Foundations	512.058	451.163	542.256	506.002	244.996	241.777
Industry and donations	46.491	256.682	6.837	70.308	231.205	23.221
Private assets	7.500	12.520	106.848	3.096	133.733	160.202
Orther funding bodies	1.408.191	1.376.547	1.477.313	1.397.067	1.346.476	1.128.736
Third-party funds	7.791.297	7.793.304	7.143.022	7.823.867	8.132.601	7.234.482
Total expenditure	29.428.183	25.634.709	26.062.401	25.565.131	29.296.975	26.132.234

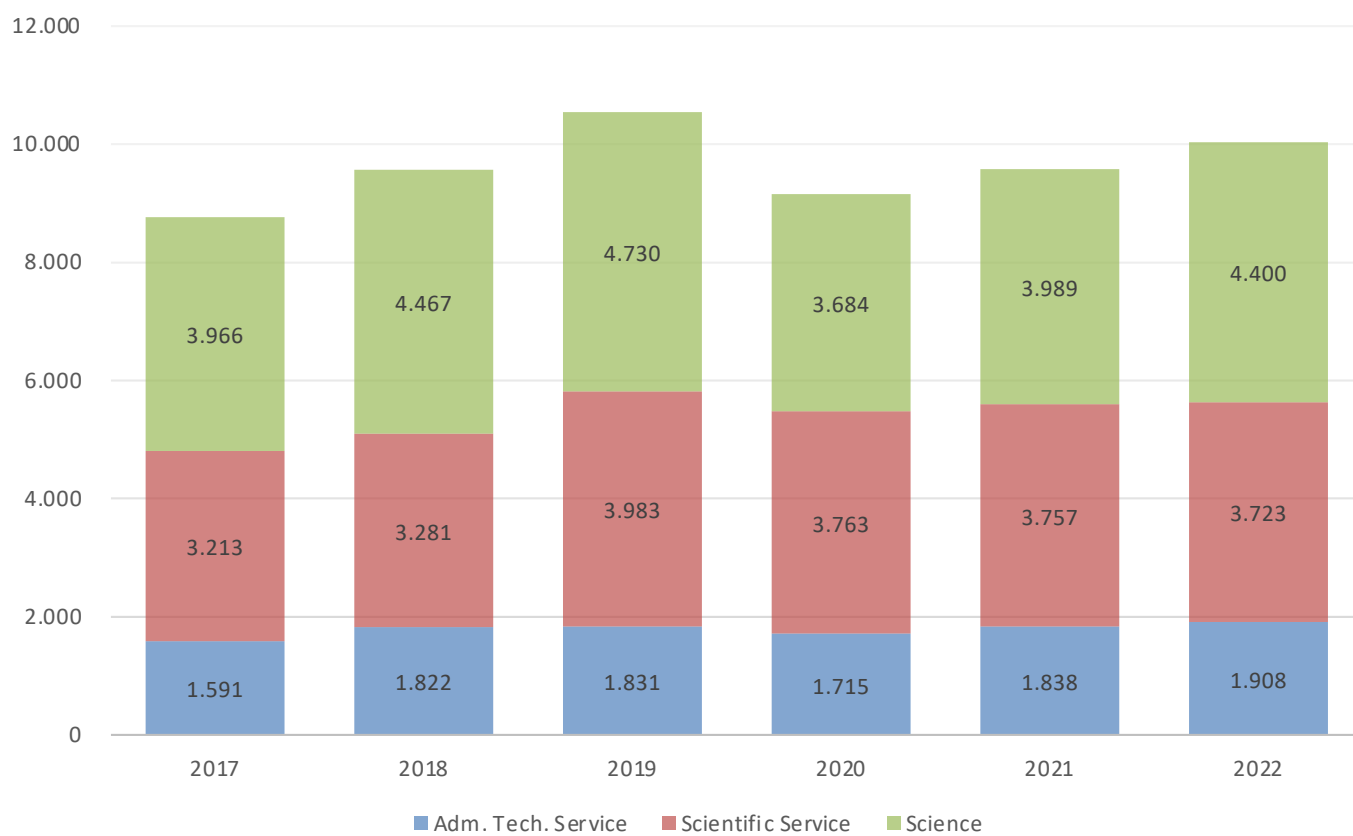
EXPENDITURE TREND 2017 - 2022 IN T€



Note:

This graph shows the real expenditures. It differs from the budget, since residues from the year before might have been spent in the following year.

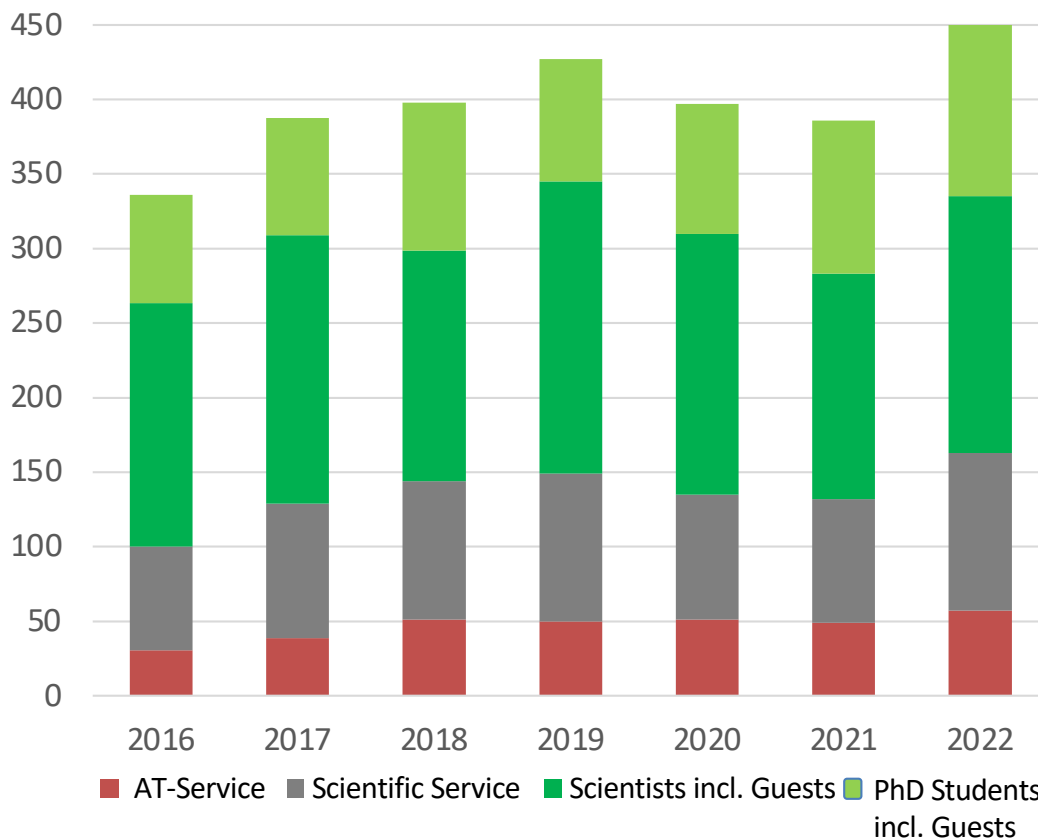
PAYROLL MPG TREND 2017 - 2022 IN T€



Cooperations / Third party funds

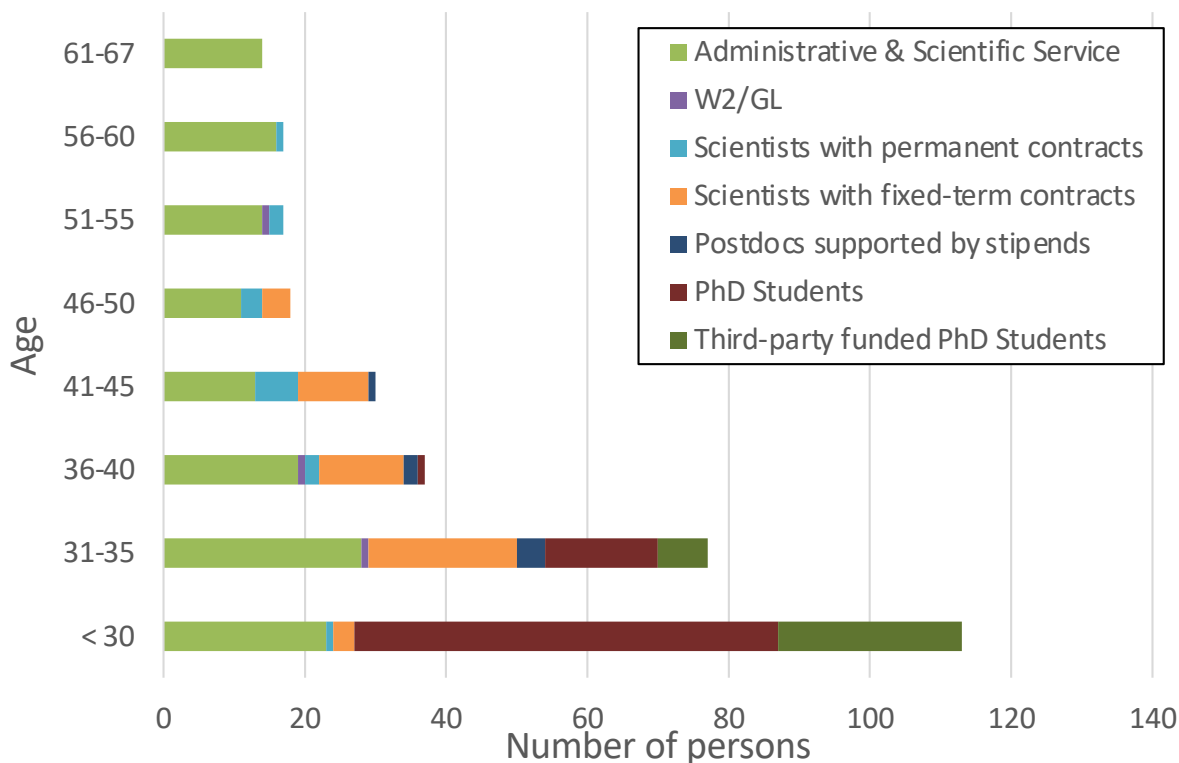
Source/Number of Projects	2019	2020	2021	2022
BMBF (Federal Ministry of Education and Research)	9	10	10	13
EU (European Community)	3	3	3	3
SFB, Collaborative Research Centres (Program Project Grant, local)	15	15	13	12
DFG grants (without SFB + ad-personam) Prizes, (e.g. Leibniz-Prize), Emmy Noether-Programme, ECCPS	6	7	9	7
Other public institutions State of Hesse funds (LOEWE)	2	3	5	5
Other non-public (Industry, foreign universities, DAAD, GIF, Humboldt)	17	17	14	9
MPG/Private Funds				
(DFG - German Research Foundation) ad personam	2	1	2	2
Other ad-personam (e.g. FCI-Fonds of the Chemical Industry Association)	1	1	2	2
Total	54	56	56	51

Staff Groups*



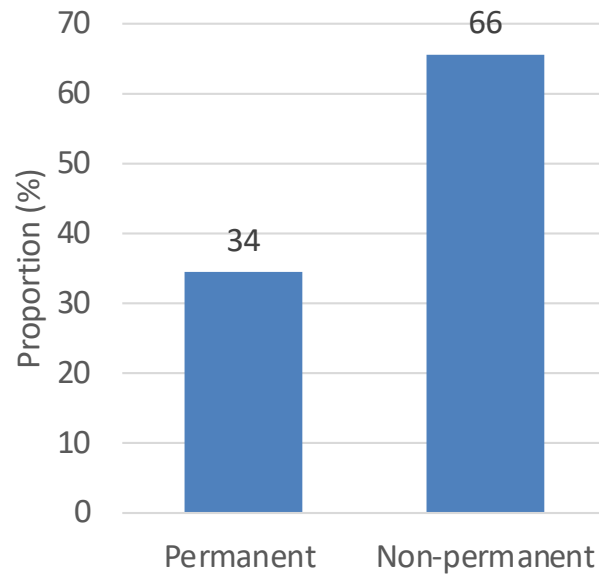
* numbers including guest contracts and including new entries and exits throughout the year; majority of guest are from Dept. IV.

Age Distribution*

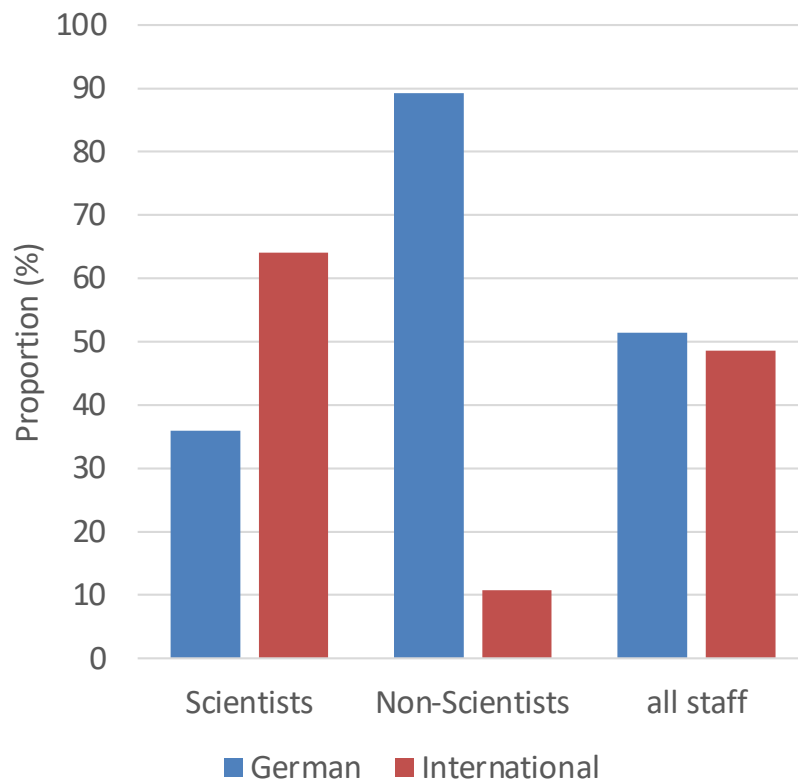


* numbers exclude guest contracts per Dec 31, 2022

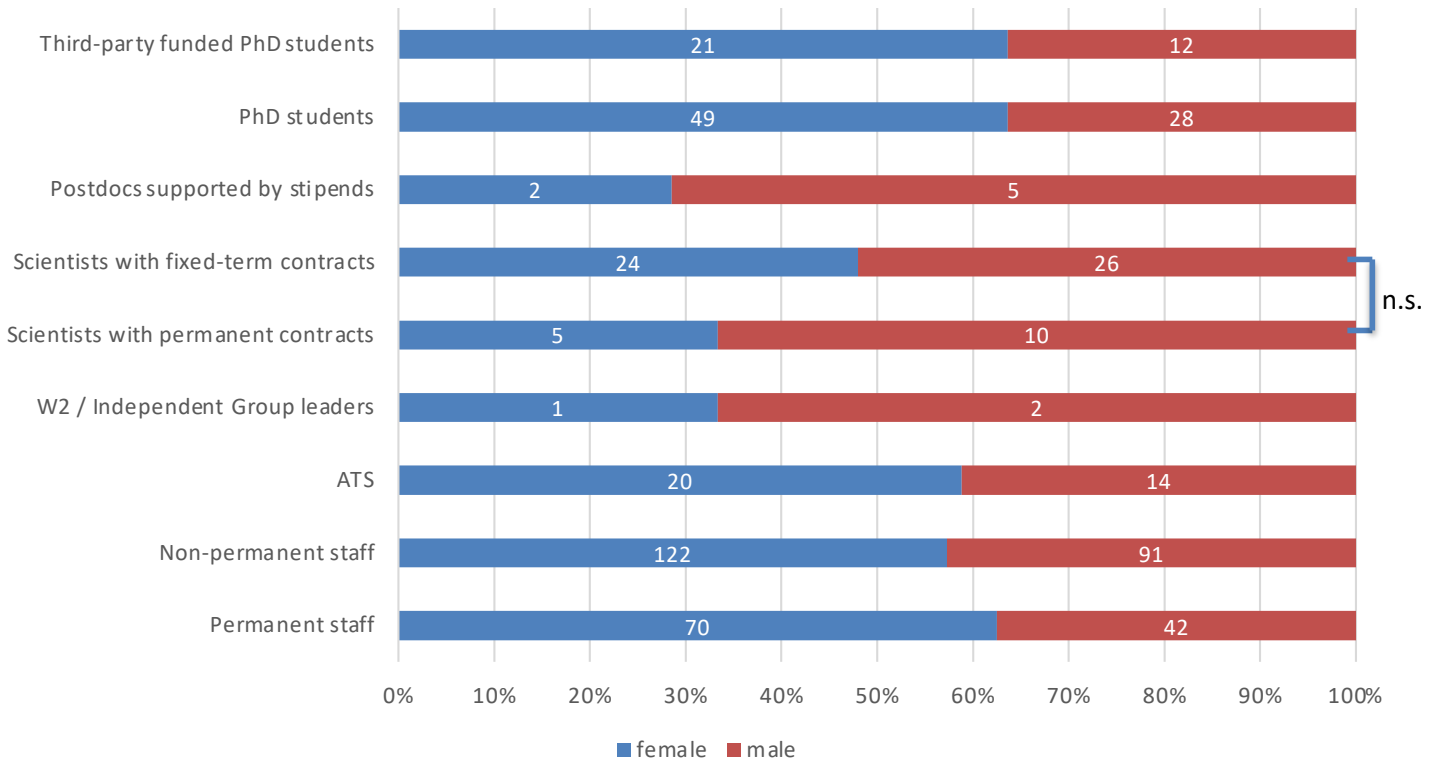
Limited vs. Permanent contracts



Internationality



General Gender Aspects



Permanent Contracts for Scientists since 2019

